

Student Download instructions for:

# AutoDesk Formit Pro

## Notes

---

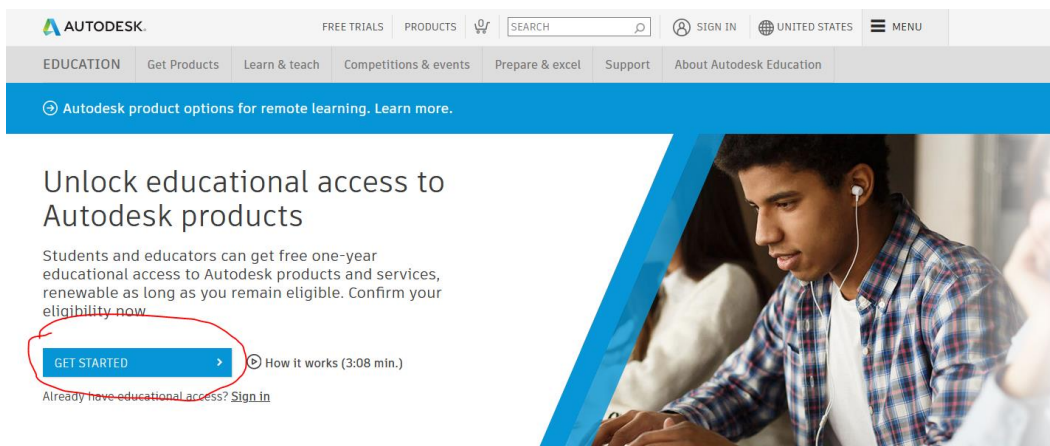
- You only need to sign up for one AutoDesk account to access all their available apps

## Instructions

---

If you haven't already signed up for an AutoDesk account start at step 1, otherwise just go to **Step 7** to get licences for the apps you need

- Go to: <https://www.autodesk.com/education/edu-software/overview?sorting=featured&page=1>
- Click Get Started



- Select create Account

Sign in



Email

name@example.com


NEXT


NEW TO AUTODESK? [CREATE ACCOUNT](#)


4. Select region /educational role/ institution type/dob as shown below:




### Get education benefits

Autodesk offers free software to eligible students, educators and institutions. Be prepared to provide proof of enrolment or employment at a [Qualified Educational Institution](#).

Country, Territory, or Region of educational institution  
United Kingdom 

Educational role [WHAT'S THIS ?](#)  
Student 

Institution Type  
University/Post-Secondary 

Date of Birth  
February  20  2020 

**NEXT**

ALREADY HAVE AN ACCOUNT? [SIGN IN](#)

5. Enter your details, using an email address ending shu.ac.uk

### Create account

First name

Last name

Email

Confirm email

Password

I agree to the [Autodesk Terms of Use](#) and to the use of my personal information in accordance with the [Privacy Statement](#) (including cross-border transfers as described in the statement).

**CREATE ACCOUNT**

ALREADY HAVE AN ACCOUNT? [SIGN IN](#)

- You will get a confirmation email, follow the instructions on it and you should be all set with an Autodesk account. (note: sometimes the verification systems can take a considerably long time)
- Once verified go to <https://www.autodesk.com/education/edu-software/> to get the licenses you require

