

Accessing Lynda.com Mobile App


How to log-in to the University's licensed version of Lynda.com

1. Access the App Store on your mobile device

- Play Store on Android
- App Store on iPad, iPhone, iPod

2. Search for 'Lynda'.

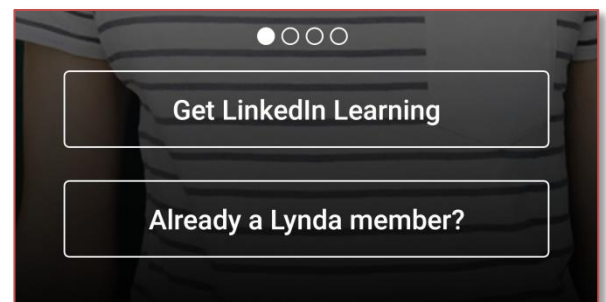
3. Click 'Install'



4. After the install has completed, open the app.

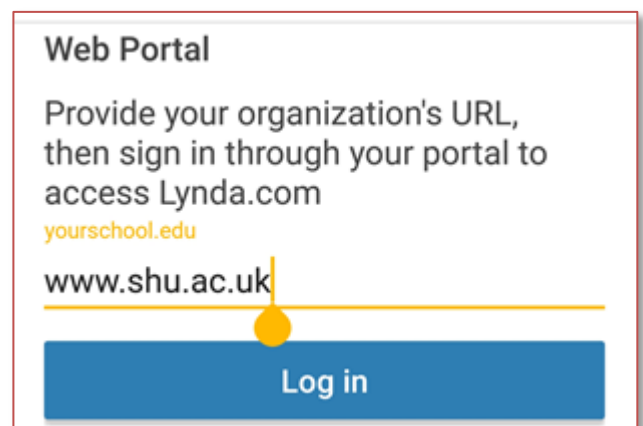
5. Click 'Already a Lynda member?'

You will be presented with a log in screen under a heading of 'individual'



6. Click 'Organization' to log in with SHU.

There are a few log in options on this page. Choose the 'Web Portal' log in.



7. Enter www.shu.ac.uk

For More Help				
 <p>email ITHelp@shu.ac.uk Library@shu.ac.uk</p>	 <p>phone 0114 225 3333 (IT and Library)</p>	 <p>chat http://go.shu.ac.uk/chat</p>	 <p>face to face Library Helpdesk</p>	 <p>twitter @ithelpSHU @shu_library</p>
<p>Audience: Students and staff</p>		<p>Version: 2</p>	<p>Last revised: 03/01/2019</p>	<p>Page: 1</p>

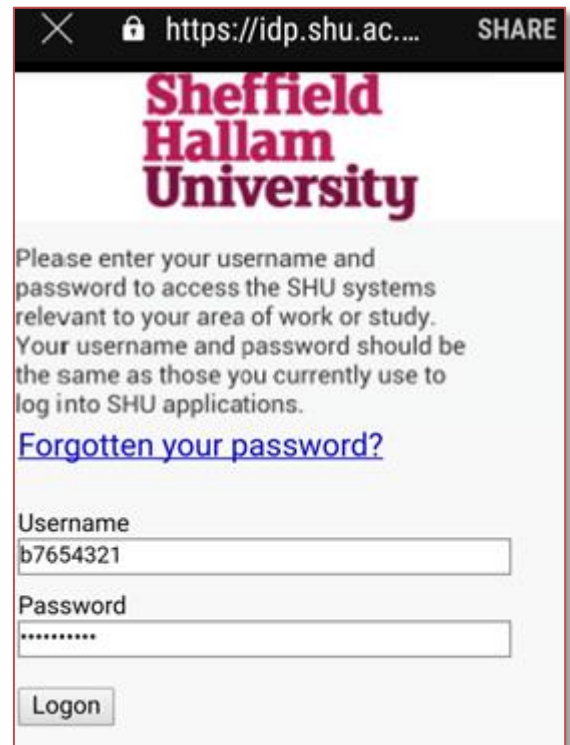
Accessing Lynda.com Mobile App

8. Click 'Log in'

You will be directed to a SHU log in screen

9. Enter your SHU username and password.

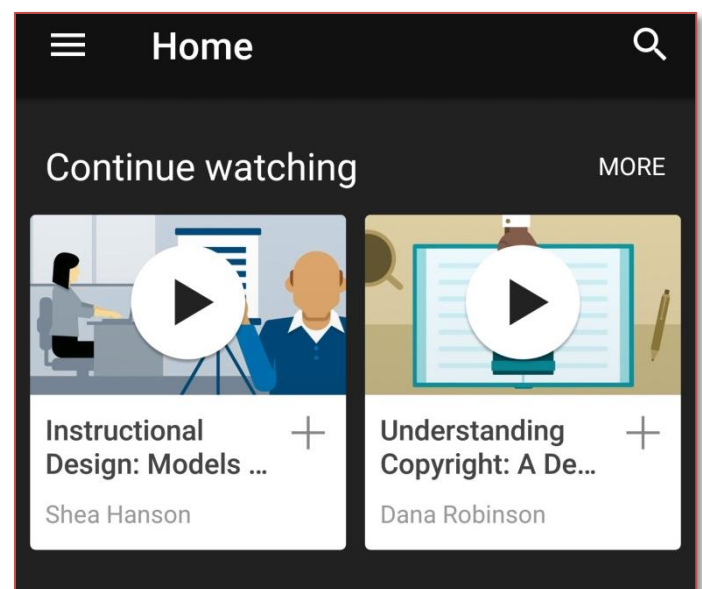
10. Click 'Logon'



You will next be presented with the Terms of Service for Lynda.com. Please note it is important to read and understand the terms as non-compliance could lead to the removal of your entitlement and you would be personally liable for other consequences.

11. If you agree to the terms presented, click 'Accept'

You will be directed to the licensed homepage of the app.



The Lynda.com app is now ready to use.

For More Help				
 <p>email ITHelp@shu.ac.uk Library@shu.ac.uk</p>	 <p>phone 0114 225 3333 (IT and Library)</p>	 <p>chat http://go.shu.ac.uk/chat</p>	 <p>face to face Library Helpdesk</p>	 <p>twitter @ithelpSHU @shu_library</p>
<p>Audience: Students and staff</p>		<p>Version: 2</p>	<p>Last revised: 03/01/2019</p>	<p>Page: 2</p>