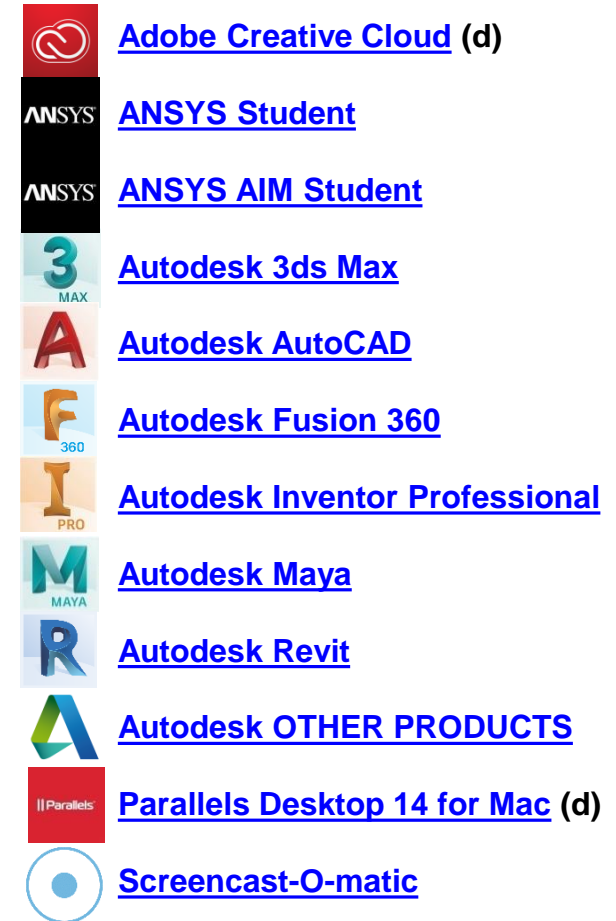


SHU Licensed Software you can get for free!



Other popular free and discounted(d) Software available to students



Specialist Software - subject + course specific

[STEM department students \(STA/ACES\)](#)

SHU Licensed software for STEM department students

[Back](#)

Please note, we have purchased limited licensing for specialist software, please see details for eligibility

STEM department students (STA/ACES)



[Microsoft Project Professional 2016](#)



[Microsoft Visio 2016](#)



[Solidworks \(SEK\)* \(Engineering only\)](#)



[VMWare Fusion](#)



[VMWare Workstation Pro](#)

Graphic Design, Illustration, Animation, FMC and Digital Media Production Students

(by invitation only – special SHU purchase)



[Adobe Creative Cloud*](#)

** Course Specific Eligibility*

All students can also get a discount on Creative Cloud packages online if not eligible for SHU Licensed plan.

Please see [here](#) for details

Adobe Creative Cloud

[Back](#)



What is it for? Adobe Creative Cloud is a set of creative applications and services available at a highly discounted rate for all students. Includes programmes such as Photoshop, Illustrator, Premier Pro, After Effects and more.

System Requirements: Mac and Windows. See [here](#) for specific requirements.

So, how can I get it? There are a number of suppliers who offer the Creative Cloud downloads for students at a discounted rate. Please see a selection of them below:

[Adobe](#) ◦ [software4students](#) ◦ [Amazon](#)

Please note: If you are on any of the following courses, you may be eligible for a different plan. The plan for the following courses is invitation only. Please check with your tutor if you are on any of these routes:

- BA Hons/MA Graphic Design (including User Experience Design, Advertising, Packaging)
- BA Hon/MA Illustration
- BA Hon/MART Digital Media Production/Management
- BA/MA Photography
- BA/MART Animation
- BA/MA Fashion Management and Communication

Important: The University is not in a position to support personal software on your own device. Please ensure sufficient research is done before purchasing. The University does not endorse any particular supplier.

Adobe Creative Cloud: Special SHU Purchase

[Back](#)



Students Eligible: BA Hon Graphic Design (including User Experience Design, Advertising, Packaging), BA Hon/MA Illustration, BA Hon/MART Animation, BA Hon/MART Digital Media Production, BA Photography, BA/MA Fashion Management and Communication.

What is it for? Adobe Creative Cloud is a set of creative applications and services. SHU has made a special purchase for the above courses to facilitate learning from home. The licence includes applications such as Photoshop, Illustrator, Premier Pro, After Effects and more.

System Requirements: Mac and Windows. See specific requirements [here](#).

So, how can I get it? Creative Cloud is via invitation only. If you are on an eligible course, you will receive an email in the first semester. If you believe you are eligible but haven't received an email, ask your tutor to Email ITHelp. Requests from individual students cannot be accepted.

General Terms of Use: Student must be enrolled on an eligible course at Sheffield Hallam University. The software is for your personal and educational use only. It must not be used for commercial gain.

How can I get support? Adobe Support can be contacted [here](#). They also offer [community forums](#) so you can get help from other users of the software.

If your tutor has asked you to use this software, they are your first line of support.

The University has a subscription to www.lynda.com which is full of tutorials and videos to further your skills; log in with your SHU username and password to access all the content. See [here](#) for more information and [here](#) for how to log in.

The University's IT Service Desk can help with some installation issues:

Over the phone at 0114 225 3333 - 24/7

[Online Chat](#), [Email](#) and [Twitter](#) - Monday to Friday 9am-5pm

ANSYS AIM Student



What is this? ANSYS AIM Student is a free bundle of software provided by ANSYS, and is great if you are new to simulation. It has integrated geometry modelling based on ANSYS SpaceClaim technology and structural, fluids and electromagnetics solvers.

What's included? ANSYS Workbench, ANSYS SpaceClaim, ANSYS DesignModeler, ANSYS DesignXplorer, Mesh Generation Tool

System Requirements:
64bit Windows

So, how can I get it? Visit the [ANSYS website](#) for download information and links.

General Terms of Use: You must be a current student. The licence is for a year but is renewable. The download is for an educational licence so must be used solely by you for personal educational purposes. Full terms are to be accepted at time of download.

How can I get support?

The University's IT department does not offer support on this software.

If your tutor has asked you to use this software, they are your first line of support.

The licence includes self-guided support material provided on the Support Resources webpage. Videos, guides and a community forum are all available here: <https://www.ansys.com/academic/free-student-products/support-resources>

ANSYS Student

[Back](#)



What is this? ANSYS Student is a free workbench-based bundle for all students. ANSYS specialises in Engineering Simulation and 3D Design. It is a great choice if your tutor is already using it for your course or if you are already familiar with the ANSYS Workbench platform.

What's included? ANSYS Workbench, ANSYS SpaceClaim, ANSYS DesignModeler, ANSYS DesignXplorer, ANSYS Meshing and Extended Meshing, ANSYS Multiphysics, ANSYS Mechanical, ANSYS Autodyn, ANSYS Forte, ANSYS Chemkin-Pro, ANSYS CFD (ANSYS CFX and ANSYS Fluent).

System Requirements: 64bit Windows

So, how can I get it? Visit the [ANSYS website](#) for download information and links.

General Terms of Use: You must be a current student. The licence is for a year but is renewable. The download is for an educational licence so must be used solely by you for personal educational purposes. Full terms are to be accepted at time of download.

How can I get support?

The University's IT department does not offer support on this software.

If your tutor has asked you to use this software, they are your first line of support.

The licence includes self-guided support material provided on the Support Resources webpage. Videos, guides and a community forum are all available here: <https://www.ansys.com/academic/free-student-products/support-resources>.

ArcGIS

[Back](#)



ArcGIS

Who is this suitable for? This software is for students studying modules with geographical components.

What is this? ArcGIS is a Geographical Information System for working with maps and geographic information. It is used for creating and using maps, compiling geographic data, analysing mapped information and more.

System Requirements: Windows. ArcGIS is heavily graphics dependent. You can use [this link](#) to check if your PC can run it.

So, how can I get it? [Email ITHelp](#) to request this software. As licences are limited, priority will be given to those studying GIS.

General Terms of Use: You must be a current student. The licence is for a year and each extra year required must be requested again. It is for personal and educational use only and must not be used for commercial or financial gain. Overseas use is permitted. Full terms can be found [here](#).

How can I get support?

See the following link for support directly from ArcGIS: <http://desktop.arcgis.com/en/support/>. Here you can find knowledge base articles, community forums and contact links.

If your tutor has asked you to use this software, they are your first line of support.

The University's IT Service Desk can help with some installation issues:

Over the phone at 0114 225 3333 - 24/7

[Online Chat](#), [Email](#) and [Twitter](#) - Monday to Friday 9am-5pm

Autodesk 3ds Max

[Back](#)



What is it for? 3ds Max is a powerful 3D modelling and animation solution used by game developers, visual effects artists, and graphic designers to create massive worlds, stunning scenes, and engaging virtual reality (VR) experiences.

System Requirements:

64bit Windows

So, how can I get it? Visit the [Autodesk site](#) and create an account. You will be presented with an 'Install Now' button.

General Terms of Use: The software must only be used for educational purposes in accordance with the terms. It may only be installed on the student's personal computer. See 'Terms of Use' on the Autodesk website.

How can I get support?

The University's IT department does not offer support for this software on personal devices.

Autodesk offers online support in the form of video tutorials and documentation

<https://knowledge.autodesk.com/support/3ds-max/>.

More help with Autodesk? The University has a subscription to www.lynda.com which is full of tutorials and videos to further your skills, including '[Learn 3ds Max](#)'. Log in with your SHU username and password to access all the content. See [here](#) for more information and [here](#) for how to log in.

Autodesk AutoCAD

[Back](#)



What is it for? Design and shape the world around you with AutoCAD software. Create stunning 3D designs, work with designs and drawings on any platform and across devices, and enjoy greater mobility with the new web and mobile apps.

System Requirements:

Windows and Mac(different client)

So, how can I get it? Visit the [Autodesk site](#) and create an account. You will be presented with an 'Install Now' button.

General Terms of Use: The software must only be used for educational purposes in accordance with the terms. It may only be installed on the student's personal computer. See 'Terms of Use' on the Autodesk website.

How can I get support?

The University's IT department does not offer support for this software on personal devices.

Autodesk offers online support in the form of video tutorials and documentation

<https://knowledge.autodesk.com/support/autocad/>

More help with Autodesk? The University has a subscription to www.lynda.com which is full of tutorials and videos to further your skills, including [AutoCAD Training](#). Log in with your SHU username and password to access all the content. See [here](#) for more information and [here](#) for how to log in.

Autodesk Fusion 360

[Back](#)



What is it for? Fusion 360™ is a cloud-based 3D CAD, CAM and CAE platform for product development. It connects your entire product development process in a single cloud-based platform that works on both Mac and PC.

System Requirements:
Windows and Mac

So, how can I get it? Visit the [Autodesk site](#) and create an account for a free 3 year license. You will be presented with an 'Install Now' button.

General Terms of Use: The software must only be used for educational purposes in accordance with the terms. It may only be installed on the student's personal computer. See 'Terms of Use' on the Autodesk website.

How can I get support?

The University's IT department does not offer support for this software on personal devices.

Autodesk offers an online course for Fusion 360 at <https://f360ap.autodesk.com/courses/getting-started-in-fusion-360>.

More help with Autodesk? The University has a subscription to www.lynda.com which is full of tutorials and videos to further your skills, including [Fusion 360 Training](#). Log in with your SHU username and password to access all the content. See [here](#) for more information and [here](#) for how to log in.

Autodesk Inventor Professional [Back](#)



What is it for? Autodesk® Inventor® software provides engineers and designers a professional grade solution for 3D mechanical design, simulation, visualization, and documentation. Autodesk Inventor includes powerful modelling tools as well as multi-CAD translation capabilities and industry standard DWG™ drawings. Helping you to reduce development costs, get to market faster, and make great products.

System Requirements:

64bit Windows

So, how can I get it? Visit the [Autodesk site](#) and create an account. You will be presented with an 'Install Now' button.

General Terms of Use: The software must only be used for educational purposes in accordance with the terms. It may only be installed on the student's personal computer. See 'Terms of Use' on the Autodesk website.

How can I get support?

The University's IT department does not offer support for this software on personal devices.

Autodesk offers support and learning through documentation, tutorials, videos and more:

<https://knowledge.autodesk.com/support/inventor-products>

More help with Autodesk? The University has a subscription to www.lynda.com which is full of tutorials and videos to further your skills, including [Inventor Training](#). Log in with your student account to access all the content. See [here](#) for more information and [here](#) for how to log in.

Autodesk Maya

[Back](#)



What is it for? Maya® 3D animation, modelling, simulation, and rendering software provides an integrated, powerful toolset. Use it for animation, environments, motion graphics, virtual reality, and character creation.

System Requirements:

Windows and Mac

So, how can I get it? Visit the [Autodesk site](#) and create an account. You will be presented with an 'Install Now' button.

General Terms of Use: The software must only be used for educational purposes in accordance with the terms. It may only be installed on the student's personal computer. See 'Terms of Use' on the Autodesk website.

How can I get support?

The University's IT department does not offer support for this software on personal devices.

Autodesk offers support and learning through documentation, tutorials, videos and more:

<https://knowledge.autodesk.com/support/maya>

More help with Autodesk? The University has a subscription to www.lynda.com which is full of tutorials and videos to further your skills, including [Maya training](#). Log in with your SHU username and password to access all the content. See [here](#) for more information and [here](#) for how to log in.

Autodesk Revit

[Back](#)



What is it for? Revit software is specifically built for Building Information Modelling (BIM), empowering design and construction professionals to bring ideas from concept to construction with a coordinated and consistent model-based approach. It includes the functionality of all of the Revit disciplines (architecture, MEP, and structure) in one unified interface.

System Requirements:

64bit Windows

So, how can I get it? Visit the [Autodesk site](#) and create an account. You will be presented with an 'Install Now' button.

General Terms of Use: The software must only be used for educational purposes in accordance with the terms. It may only be installed on the student's personal computer. See 'Terms of Use' on the Autodesk website.

How can I get support?

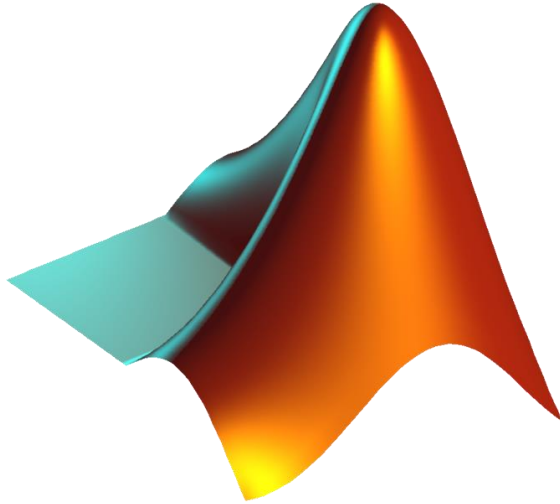
The University's IT department does not offer support for this software on personal devices.

Autodesk offers support and learning through documentation, tutorials, videos and more:

<https://knowledge.autodesk.com/support/revit-products>

More help with Autodesk? The University has a subscription to www.lynda.com which is full of tutorials and videos to further your skills, including [Revit Training](#). Log in with your SHU username and password to access all the content. See [here](#) for more information and [here](#) for how to log in.

Matlab



What is it for? Matlab is a high-level computer language and interactive environment. It allows matrix manipulations, plotting of functions and data, implementation of algorithms, creation of user interfaces, and interfacing with programs written in other languages, including C, C++, Java, Fortran and Python.

System Requirements:
Mac, Windows and Linux

So, how can I get it? [Email ITHelp](#) to request the software, please state the operating model and your student number.

General Terms of Use: Student software is for use by students on home equipment who perform academic research at the University. Software must not be used for profit or anything generating revenue. See terms [here](#).

How can I get support?

There are knowledgebase articles and customer forums available at [MATLAB Answers](#)
If your tutor has asked you to use this software, they are your first line of support.

The University has a subscription to www.lynda.com which is full of tutorials and videos to further your skills; log in with your SHU username and password to access all the content. See [here](#) for more information and [here](#) for how to log in.

The University's IT Service Desk can help with some installation issues:

Over the phone at 0114 225 3333 - 24/7

[Online Chat](#), [Email](#) and [Twitter](#) - Monday to Friday 9am-5pm

Microsoft Access



What is it for? Microsoft Access is a database management system which can help you store information for reference, reporting, and analysis.

System Requirements:
Windows

But what if I have a Mac? Two alternative free product plans are with [LibreOffice](#) and [Open Office](#). Each has a database application. (Please note, you may need to convert your file before submitting - see [here](#) for supported file types)

So, how can I get it? Microsoft Access is part of the Office 365 package available to all students on up to 5 personal devices for as long as you are studying with us. You can install applications on your own devices at <https://go.shu.ac.uk/office365>.

General Terms of Use: You must be a full time or part time student at Sheffield Hallam University. Log in to the link above with student details in format username@hallam.shu.ac.uk (e.g b7654321@hallam.shu.ac.uk) with your University password. Please note, this is a username only and is different from your University email address.

How can I get support?

Many tutorials and online forums can be found at <https://support.microsoft.com/en-gb>

The University's IT Service Desk can also help with general functionality:

Over the phone at 0114 225 3333 - 24/7

[Online Chat](#), [Email](#) and [Twitter](#) - Monday to Friday 9am-5pm

Microsoft Excel



What is it for? Microsoft Excel is a spreadsheet program used to store data in a grid format. It can also be used to calculate formulas, create graphs and tables.

System Requirements:

Mac, Windows and Online

So, how can I get it? Microsoft Excel is part of the Office 365 package available to all students on up to 5 personal devices for as long as you are studying with us. You can access the Online versions and install applications on your own devices at <https://go.shu.ac.uk/office365>

General Terms of Use: You must be a full time or part time student at Sheffield Hallam University. Log in to the link above with student details in format username@hallam.shu.ac.uk (e.g b7654321@hallam.shu.ac.uk) with your University password. Please note, this is a username only and is different from your University email address.

How can I get support?

Many tutorials and online forums can be found at <https://support.microsoft.com/en-gb>

The University has a subscription to www.lynda.com which is full of tutorials and videos to further your skills; log in with your SHU username and password to access all the content. See [here](#) for more information and [here](#) for how to log in.

The University's IT Service Desk can also help with general functionality:

Over the phone at 0114 225 3333 - 24/7

[Online Chat](#), [Email](#) and [Twitter](#) - Monday to Friday 9am-5pm

Microsoft OneNote

[Back](#)



What is it for? Microsoft OneNote is a digital notebook you can use across multiple devices to store typed, drawn notes, pictures, audio and other files. OneNote is specially configured for students to take Class Notes.

System Requirements: Mac, Windows, Online, Android, iPhone and iPad

So, how can I get it? Microsoft OneNote is part of the Office 365 package available to all students on up to 5 personal devices for as long as you are studying with us. You can access the online versions and install applications on your own devices at <https://go.shu.ac.uk/office365>. Please note, OneNote is free for everyone with a personal ID though this is not the same product as you can get with SHU.

General Terms of Use: You must be a full or part time student at Sheffield Hallam University. Log in to the link above with student details in format username@hallam.shu.ac.uk (e.g b7654321@hallam.shu.ac.uk) with your SHU password. Please note, this is a username only and is different to your SHU email address.

How can I get support?

Many tutorials and online forums can be found at <https://support.microsoft.com/en-gb>

The University has a subscription to www.lynda.com which is full of tutorials and videos to further your skills; log in with your SHU username and password to access all the content. See [here](#) for more information and [here](#) for how to log in.

The University's IT Service Desk can also help with general functionality:

Over the phone at 0114 225 3333 - 24/7

[Online Chat](#), [Email](#) and [Twitter](#) - Monday to Friday 9am-5pm

Tip: *Ensure you pay attention to the privacy settings of the documents you are saving to ensure you are not sharing confidential information with other students and staff.*

Microsoft PowerPoint



What is it for? Microsoft PowerPoint is a slideshow presentation program allowing users to create electronic presentations for many needs. Formatting and Transitions allow options for visually appealing slides.

System Requirements:
Mac, Windows and Online

So, how can I get it? Microsoft PowerPoint is part of the Office 365 package available to all students on up to 5 personal devices for as long as you are studying with us. You can access the online versions and install applications on your own devices at <https://go.shu.ac.uk/office365>

General Terms of Use: You must be a full time or part time student at Sheffield Hallam University. Log in to the link above with student details in format username@hallam.shu.ac.uk (e.g b7654321@hallam.shu.ac.uk) with your University password. Please note, this is a username only and is different from your University email address.

How can I get support?

Many tutorials and online forums can be found at <https://support.microsoft.com/en-gb>

The University has a subscription to www.lynda.com which is full of tutorials and videos to further your skills; log in with your SHU username and password to access all the content. See [here](#) for more information and [here](#) for how to log in.

The University's IT Service Desk can also help with general functionality:

Over the phone at 0114 225 3333 - 24/7

[Online Chat](#), [Email](#) and [Twitter](#) - Monday to Friday 9am-5pm

Microsoft Project Professional

[Back](#)



Students Eligible: All STEM department students
(Students in the faculty of Science, Technology and Arts)

What is it for? Project Professional keeps your projects, resources, and teams organised and on track. Easily and efficiently plan projects, track status, and collaborate with others from virtually anywhere.

System Requirements: Windows

So, how can I get it? Microsoft Project is part of the Microsoft Imagine Premium package available to STEM department students. Contact the IT Service Desk to request an account. [Email ITHelp](#) or call us on 0114 225 3333.

General Terms of Use: User is a current enrolled student at time of download. The software included in the subscription must be used for personal, educational and non-commercial research only.

How can I get support?

Many tutorials and online forums can be found at <https://support.microsoft.com/en-gb>
If your tutor has asked you to use this software, they are your first line of support.

The University has a subscription to www.lynda.com which is full of tutorials and videos to further your skills; log in with your SHU username and password to access all the content. See [here](#) for more information and [here](#) for how to log in.

The University's IT Service Desk can also help with general functionality:

Over the phone at 0114 225 3333 - 24/7

[Online Chat](#), [Email](#) and [Twitter](#) - Monday to Friday 9am-5pm

Microsoft Sway



What is it for? Sway is the latest presentation application by Microsoft. It is available as an online app where you can gather, format and share reports, images, webpages and other media on an interactive web-based platform.

System Requirements:

Online only

So, how can I get it? Microsoft Sway is part of the Office 365 package available to all students on up to 5 personal devices for as long as you are studying with us. Unlike most of the package, Sway is online only. You can access the online version at <https://go.shu.ac.uk/office365>

General Terms of Use: You must be a full time or part time student at Sheffield Hallam University. Log in to the link above with student details in format username@hallam.shu.ac.uk (e.g b7654321@hallam.shu.ac.uk) with your University password. Please note, this is a username only and is different to your University email address.

How can I get support?

Many tutorials and online forums can be found at <https://support.microsoft.com/en-gb>

The University has a subscription to www.lynda.com which is full of tutorials and videos to further your skills; log in with your SHU username and password to access all the content. See [here](#) for more information and [here](#) for how to log in.

The University's IT Service Desk can also help with general functionality:

Over the phone at 0114 225 3333 - 24/7

[Online Chat](#), [Email](#) and [Twitter](#) - Monday to Friday 9am-5pm

Microsoft Visio



Students Eligible: All STEM department students
(Students in the faculty of Science, Technology and Arts)

What is this? Visio is a diagramming and vector graphics application where you can create flow charts, network diagrams, org charts, floor plans and engineering designs.

System Requirements: Windows

So, how can I get it? Microsoft Visio is part of the Microsoft Imagine Premium package available to STEM department students. Contact the IT Service Desk to request an account. [Email ITHelp](#) or call us on 0114 225 3333.

General Terms of Use: User is a current enrolled student at time of download. The software included in the subscription must be used for personal, educational and non-commercial research only.

How can I get support?

Microsoft offers online support and help for Visio: <https://support.office.com/en-us/visio>

If your tutor has asked you to use this software, they are your first line of support.

The University has a subscription to www.lynda.com which is full of tutorials and videos to further your skills; log in with your SHU username and password to access all the content. See [here](#) for more information and [here](#) for how to log in.

The University's IT Service Desk can also help with general functionality:

Over the phone at 0114 225 3333 - 24/7

[Online Chat](#), [Email](#) and [Twitter](#) - Monday to Friday 9am-5pm

Microsoft Word



What is it for? Microsoft Word is the leading word-processing software. The software can be used to write essays, letters, reports and other documents.

System Requirements:

Mac, Windows and Online

So, how can I get it? Microsoft Word is part of the Office 365 package available to all students on up to 5 personal devices for as long as you are studying with us. You can access the online versions and install applications on your own devices at <https://go.shu.ac.uk/office365>

General Terms of Use: You must be a full time or part time student at Sheffield Hallam University. Log in to the link above with student details in format username@hallam.shu.ac.uk (e.g b7654321@hallam.shu.ac.uk) with your University password. Please note, this is a username only and is different from your University email address.

How can I get support?

Many tutorials and online forums can be found at <https://support.microsoft.com/en-gb>

The University has a subscription to www.lynda.com which is full of tutorials and videos to further your skills; log in with your SHU username and password to access all the content. See [here](#) for more information and [here](#) for how to log in.

The University's IT Service Desk can also help with general functionality:

Over the phone at 0114 225 3333 - 24/7

[Online Chat](#), [Email](#) and [Twitter](#) - Monday to Friday 9am-5pm

NVivo



What is it for? NVivo is a software package that helps you organise, manage and analyse qualitative data such as text, images, video and more. This is often used in research or dissertations.

System Requirements:

Mac and Windows

So, how can I get it? [Email ITHelp](#) to request the software, please state the operating model and your student number.

General Terms of Use: You must be a current student and not use the software past end of study. The product must be used for non-commercial research, private study or review/criticism. You must not remove ownership or copyright notices on products. Installation of NVivo outside UK and ROI is not permitted. It can be used overseas temporarily for no more than 3 months. Further terms of use are available at time of download.

How can I get support?

NVivo can be contacted for support [here](#). The support link also contains a list of most common support questions which may help you resolve the issue without needing to contact support.

If your tutor has asked you to use this software, they are your first line of support.

The University has a subscription to www.lynda.com which is full of tutorials and videos to further your skills; log in with your SHU username and password to access all the content. See [here](#) for more information and [here](#) for how to log in.

The University's IT Service Desk can help with some installation issues:

Over the phone at 0114 225 3333 - 24/7

[Online Chat](#), [Email](#) and [Twitter](#) - Monday to Friday 9am-5pm

Microsoft OneDrive for Business

[Back](#)



What is it for? OneDrive for Business is a place for students and staff to store, share and sync work files. Users can even work on the same document with others at the same time, making it great for group projects. All accounts have 1TB of space available.

System Requirements: Online but with Mac and Windows Sync Clients for automatic file syncing across devices.

So, how can I get it? OneDrive for Business is part of the Office 365 package available to all students on up to 5 personal devices for as long as you are studying with us. You can access the online versions at <https://go.shu.ac.uk/office365>. Anyone can get the regular OneDrive; the business version is specifically for use of business files and provides SharePoint integration for collaboration.

General Terms of Use: You must be a full time or part time student at Sheffield Hallam University. Log in to the link above with student details in format username@hallam.shu.ac.uk (e.g b7654321@hallam.shu.ac.uk) with your University password. Please note, this is a username only and is different from your University email address.

How can I get support?

Many tutorials and online forums can be found at <https://support.microsoft.com/en-gb>

The University has a subscription to www.lynda.com which is full of tutorials and videos to further your skills; log in with your SHU username and password to access all the content. See [here](#) for more information and [here](#) for how to log in.

The University's IT Service Desk can also help with general functionality:

Over the phone at 0114 225 3333 - 24/7

[Online Chat](#), [Email](#) and [Twitter](#) - Monday to Friday 9am-5pm

Tip: *Ensure you pay attention to the privacy settings of the documents you are saving to ensure you are not sharing confidential information with other students and staff.*

Parallels Desktop 14 for Mac



What is it for? Parallels is a program that gives you the ability to run Windows on a Mac. You can simultaneously run both Mac and Windows and use Windows Applications as you would on a PC.

System Requirements:
Mac

Please note: SHU is not in a position to support personal software on your own device. Please ensure sufficient research is done before purchasing. The University does not endorse any particular supplier.

So, how can I get it? Parallels is available for students at a discounted rate on various sites. Please see below for a selection:

<https://sh.onthehub.com> (available through Microsoft Imagine Standard with a self registered account)

<http://www.software4students.co.uk/t/brands/parallels-software>


<http://www.onthehub.com/parallels/uk-eu/>

General Terms of Use: The product allows for personal use on a single machine, not for use on shared workstations. You must be a current student to qualify for purchase.

How can I get support?

Parallels offers a [library of knowledgebase articles](#) and troubleshooting tips to offer support to users. There is also an [online forum](#) for other users to offer support and tips on using the software.

Screencast-o-matic



What is it for? Screencast-o-matic is a screen recording software that your tutor may ask you to use to present a live recording of a presentation. Your screen actions, webcam, PC audio and microphone audio can all be recorded.

System Requirements:

Chromebook, Mac and Windows

So, how can I get it? You can launch the Free Recorder at <https://screencast-o-matic.com/screen-recorder>

General Terms of Use: The free recorder is accessible by anyone and will allow you 15 minutes of recording time. You must not violate copyright, trademarks or other intellectual rights in use of the service.

How can I get support?

Tutorials for screencast-o-matic can be found here <https://help.screencast-o-matic.com/>

If your tutor has asked you to use this software, they are your first line of support.

The University has a subscription to www.lynda.com which is full of tutorials and videos to further your skills; log in with your SHU username and password to access all the content. See [here](#) for more information and [here](#) for how to log in.

The University's IT Service Desk can also help with general functionality:

Over the phone at 0114 225 3333 - 24/7

[Online Chat](#), [Email](#) and [Twitter](#) - Monday to Friday 9am-5pm

SolidWorks Design Kit (SDK)



Students Eligible: All students (often used by Design and Engineering students).

What is it for? The SolidWorks Student Design Kit (SDK) has the same functionality as a 'Standard' installation of the SolidWorks CAD modeller; but does not include simulation or other more advanced features. It does not have all the same features as the version on SHU PCs but does allow you to gain familiarity with the software and to create and edit geometry on your own PC or laptop.

System Requirements: 64bit Windows

So, how can I get it? Contact the IT Service Desk to request the installation documents. [Email IT Help](#) or call us on 0114 225 3333.

General Terms of Use: A new licence must be requested per version per year of study. It can be used for personal non-commercial educational use only. Research purposes are not allowed. A full licence agreement must be accepted during set up before the installation will begin.

How can I get support?

Your tutor is your first line of support with SolidWorks. SolidWorks Help is available online via their [website](#). Students with a valid .ac.uk email can also access their [tutorials](#).

The University has a subscription to www.lynda.com which is full of tutorials and videos to further your skills; log in with your SHU username and password to access all the content. See [here](#) for more information and [here](#) for how to log in.

The University's IT Service Desk can help with some installation issues:

Over the phone at 0114 225 3333 - 24/7

[Online Chat](#), [Email](#) and [Twitter](#) - Monday to Friday 9am-5pm

SolidWorks Engineering Kit (SEK) [Back](#)



Students Eligible: Engineering students

What is this? SolidWorks (SEK) is the Engineering Kit version of SolidWorks. It has the same functionality as the [SDK](#) but is inclusive of the simulation features and working component modelling. The SEK is the version we have on campus.

System Requirements: 64bit Windows

So, how can I get it? As licensing is very limited on this version, please ask your tutor to contact the IT Service Desk to request this software. Tutors may also provide direct links to Solidworks for eligible students.

General Terms of Use: A new licence must be requested each year of study. It can be used for personal non-commercial educational use only. Research purposes are not allowed. A full licence agreement must be accepted during set-up before the installation will begin.

How can I get support?

Your tutor is your first line of support with Solidworks. Solidworks Help is available online via their [website](#). Students with a valid .ac.uk email can also access their [tutorials](#).

The University has a subscription to www.lynda.com which is full of tutorials and videos to further your skills; log in with your SHU username and password to access all the content. See [here](#) for more information and [here](#) for how to log in.

The University's IT Service Desk can help with some installation issues:
Over the phone at 0114 225 3333 - 24/7
[Online Chat](#), [Email](#) and [Twitter](#) - Monday to Friday 9am-5pm

IBM: SPSS



What is it for? SPSS is a software package used for statistical analysis. It can perform highly complex data manipulation and analysis. It is designed both for interactive and non-interactive batch uses.

System Requirements:

Mac and Windows

So, how can I get it? [Email ITHelp](#) to request the software, please state the operating system (eg Windows 7) and your student number.

Using this software for research? If you are conducting research or working with partners, your use must be 'Permitted' as [set out in these terms](#).

General Terms of Use: You must be a current student and agree to terms of use before installing. You must not copy, modify or distribute the program. The software is limited to teaching, studying and academic research in support of teaching and studying. Any benefit to third party is not allowed. A 'Copyright Acknowledgement' that covers these terms is available at time of request and must be read before using the software.

How can I get support?

If your tutor has asked you to use this software, they are your first line of support. IBM offers [online help](#).

The University has a subscription to www.lynda.com which is full of tutorials and videos to further your skills; log in with your SHU username and password to access all the content. See [here](#) for more information and [here](#) for how to log in.

The University's IT Service Desk can help with some installation issues:

Over the phone at 0114 225 3333 - 24/7

[Online Chat](#), [Email](#) and [Twitter](#) - Monday to Friday 9am-5pm

Visual Studio



What is it for? Visual Studio is an integrated development environment from Microsoft. It is used to develop computer programs, websites, web apps and mobile apps. The version of Visual Studio used in the University is the Enterprise version. There are other versions such as Visual Studio Communities which may not have the same features.

System Requirements: Windows (Mac has its own client)

So, how can I get it? Visual Studio is part of the Microsoft Imagine Standard package. You can sign up to the portal <https://sh.onthehub.com> with your University email address in the format with your name and ending @student.shu.ac.uk to access the software (e.g Jeff.Hallam@student.shu.ac.uk not b7654321@my.shu.ac.uk).

General Terms of Use: User is a valid full or part time enrolled student. The software included in the subscription must be used for personal, educational and non-commercial research only. Further terms are available at time of download.


How can I get support?

The University IT Department does not offer support on this software.

Microsoft offers [online support and help for Visual Studio](#). Your tutor can offer you support if they have asked you to use the software.

More software? There is more free and discounted software available for students on the Microsoft Imagine Standard package. Register online at <https://sh.onthehub.com/> to view all available products.

VMware Fusion



Students Eligible: All STEM department students
(Students in the faculty of Science, Technology and Arts)

What is it for? VMware Fusion is software from VMware that virtualizes Windows operating systems (OSes) and application programs so they can be used on Macintosh computers. VMware Fusion allows Intel-based Macs to run operating systems such as Microsoft Windows, Linux, NetWare, or Solaris

System Requirements:
Mac

So, how can I get it? VMware Fusion Pro is part of the VMware enterprise package available to STEM department students. Contact the IT Service Desk to request an account to the web store. [Email ITHelp](#) or call us on 0114 225 3333. Your product licence will be valid for a year from the 1st of the month ordered in. You will be able to order again 12 months after your last order, providing you still meet the eligibility criteria.

General Terms of Use: You must be an enrolled student in the STA faculty to download the software. You can use this for personal use only on a single machine, not for use on shared workstations. Full EULA is available at time of download.

How can i get support?

The University IT Department does not offer support on this software on personal devices.

Gain support through VMware's product site with knowledge base articles, community forums and FAQ's or log a support call: <https://www.vmware.com/uk/support/fusion.html>

Your tutor can offer you support if they have asked you to use the software.

VMware Workstation Pro



Students Eligible: All STEM department students
(Students in the faculty of Science, Technology and Arts)

What is it for? VMware Workstation is a hosted hypervisor that runs on x64 versions of Windows and Linux operating systems. It enables users to set up virtual machines (VMs) on a single physical machine, and use them simultaneously along with the actual machine. Each virtual machine can execute its own operating system, including versions of Microsoft Windows, Linux, BSD, and MS-DOS

System Requirements: Windows 64bit, Linux

So, how can I get it? VMware Workstation Pro is part of the VMware enterprise package available to STEM department students. Contact the IT Service Desk to request an account to the web store. [Email ITHelp](#) or call us on 0114 225 3333. Your product licence will be valid for a year from the 1st of the month ordered in. You will be able to order again 12 months after your last order, providing you still meet the eligibility criteria.

General Terms of Use: You must be an enrolled student in the STA faculty to download the software. You can use this for personal use only on a single machine, not for use on shared workstations. Full EULA is available at time of download.


How can I get support?

The University IT Department does not offer support on this software on personal devices.

Gain support through VMware's product site with knowledge base articles, community forums and FAQ's or log a support call: <https://www.vmware.com/uk/support/workstation.html>

Your tutor can offer you support if they have asked you to use the software.

Windows 10



What is it for? Windows 10 is the latest operating system (OS) provided by Microsoft. We are currently in the process of updating all our PCs to Windows 10. Would you like to use the same as you do at the University? You can download this OS as a perpetual licence meaning you can keep it forever!

System Requirements: Windows 7, Windows 8.1

So, how can I get it? Windows 10 is part of the University's education site licence for Microsoft products. It can be accessed through the Microsoft Imagine Standard portal. You can sign up to the portal <https://sh.onthehub.com> with your University email address in the format with your name and ending @student.shu.ac.uk to access the software (e.g Jeff.Hallam@student.shu.ac.uk not b7654321@my.shu.ac.uk).

General Terms of Use: This is for a single licence. You must be a current student at time of download. You must accept 'Microsoft's Licence Terms' before download.

How can I get support?

Microsoft offers Online support and help for Windows 10 <https://support.microsoft.com/en-gb/products/windows?os=windows-10> The University's IT department does not offer support for personal devices.

More Software?

There is more free and discounted software available for students via the Microsoft Imagine Standard package. Register online at <https://sh.onthehub.com/> to view all available products.