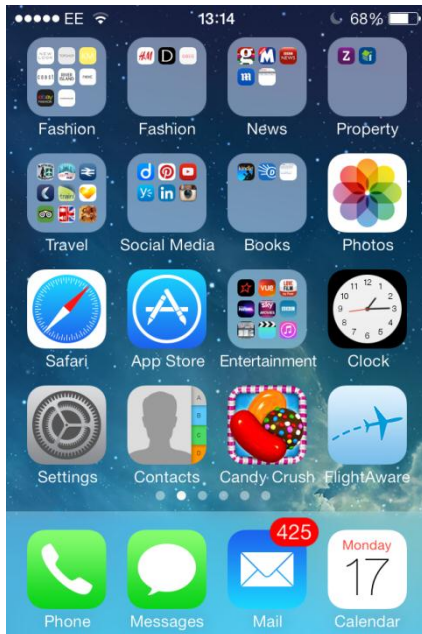
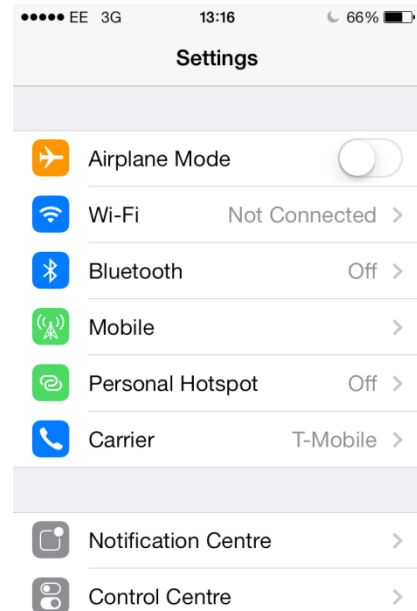


## Connecting to SHU WIFI for iPhone/iPad/iPod

1. Click the **'Settings'** app



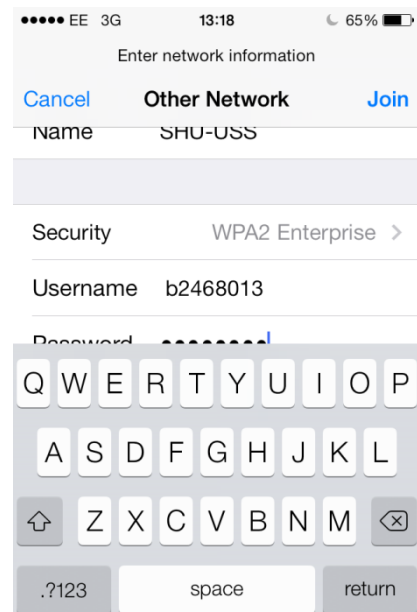
2. Click **'Wi-Fi'**



3. Click **Other....**



4. Enter name SHU-USS, security WPA2 Enterprise and your login details, then press **'Join'**



## Connecting to SHU WIFI for iPhone/iPad/iPod

5. On the **Certificate** screen press '**Trust**'



6. After a short wait you should see a tick next to '**SHU-USS**'



You are now connected to the WiFi network