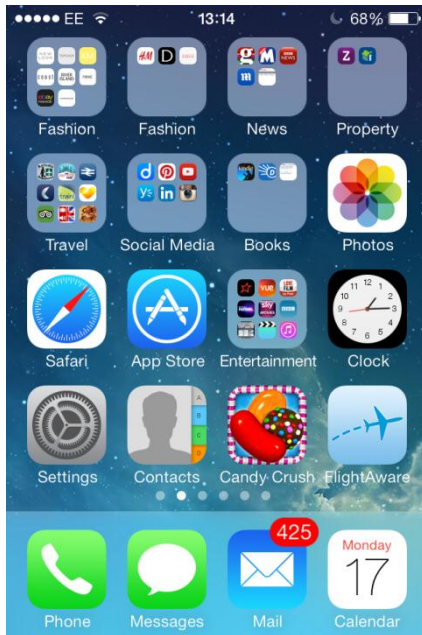


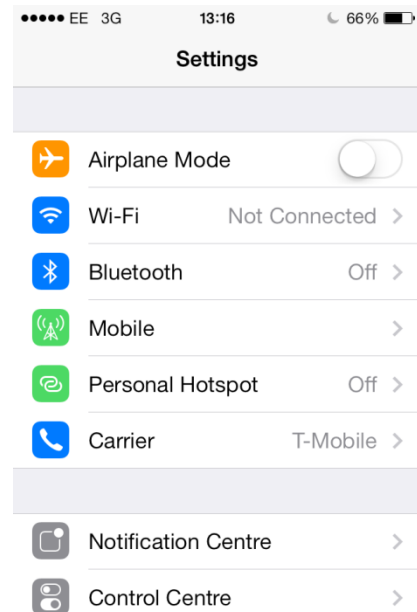
## Connecting to eduroam WIFI for iPhone

These instructions can be used to connect an iPhone, iPad or iPod to the eduroam network. Students and staff from other participating institutions that use **eduroam** can use these instructions to connect **on SHU campus**.

1. Click the '**Settings**' app



2. Click '**Wi-Fi**'



## Connecting to eudroam WIFI for iPhone

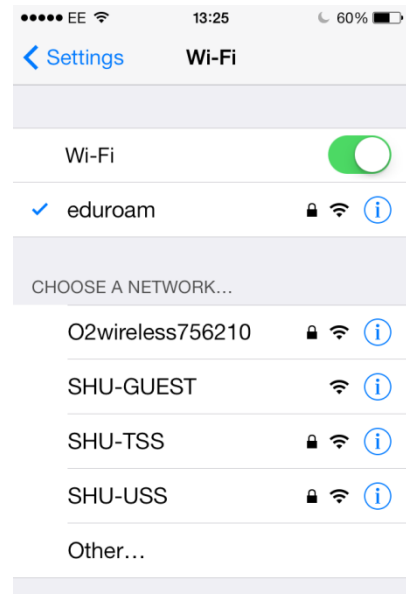
3. Click '**Other...**' then enter name = **eduroam** (lower case), Security **WPA2 Enterprise** and your username followed by **@\*\*\*.ac.uk**, (e.g. for Nottingham Trent University - **@ntu.ac.uk**) then enter your password and press '**Join**'



4. On the **Certificate** screen press '**Accept**'



5. After a short wait you should see a tick next to '**eduroam**'



You are now connected to the WiFi network